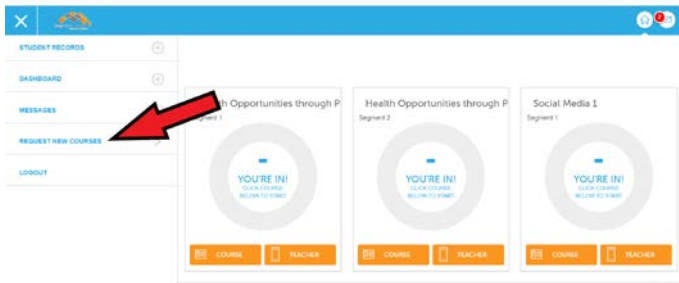




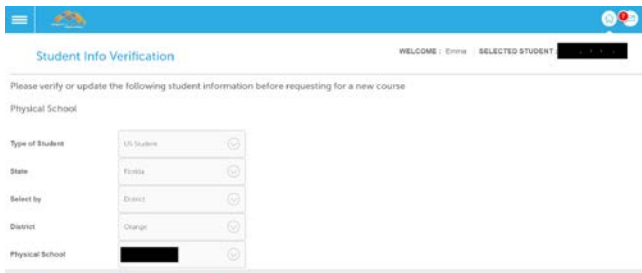
# Current Students: Requesting OCVS Courses Grades 6–12

1. If you have an existing account in the FLVS portal, click [here](#) to log into your account.

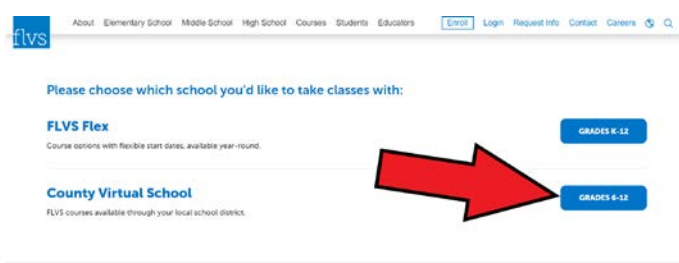
From your Dashboard click **“Request New Courses”**



Click **“Save and Continue”** on the Student Info Verification Screen



Then Choose **“County Virtual School”**



2. **Enroll in courses:**

Click on desired course to view more details, such as Description, Topics and Concepts, Prerequisites, and more.

- Choose the semesters (1, 2, or Both)
- If applicable, check the box verifying you meet noted prerequisites
- Select your preferred start date
- Select **Orange County Virtual School**
- Click “Continue”

3. **Follow the prompts by selecting:**

- Your reason(s) for enrolling with OCVS
- If this course is on your physical school schedule
- How you heard about OCVS
- Click “Continue”

4. **Review your backpack:**

- Review courses selected, including start dates and semesters chosen
- Click “Edit” to make changes or “Delete” to remove from My Backpack
- To sign up for more, click “Add More Courses” and follow same process
- Click “Continue”

5. **Complete your registration:**

- To finalize registration and place you with an instructor, the following verification is required:
  - » Homeschool students: guardian verification
  - » Public, Private, or Charter School students: guidance verification

You can review your selections by clicking on **“View Course Request Summary.”** Important: Log out of your account and then immediately log back in to complete any enrollment questions prompted by the system. For example, free and reduced lunch questions or questions on why the student is taking the course.

**Thank you for enrolling with Orange County Virtual School**

If you have questions or need assistance, please contact OCVS at **407-317-3327**.